

# Safety Shower and Eyewash Equipment

Laboratory



# TABLE OF CONTENTS

## Encon® Laboratory Products

### COUNTER MOUNT

Swing Away®   Saf-T-Lok®   Pull-Down Eyewash . . . . .	4
--	---

### HOSE STATION

Counter Mount Eyewash Hose Station. . . . .	5
Counter Mount Eye/Facewash Hose Station . . . . .	5
Eye/Facewash with Hose Station . . . . .	5

### DRENCH HOSES

Wall Mount   Hand Held Wall Mount   Hand Held Counter Mount . . . . .	6
---	---

### RECESSED

Pull-Down Eyewash Arm   Pull-Down Eyewash Wye. . . . .	7
Ceiling Shower/Recessed Eyewash   Ceiling Mounted Showers . . . . .	8

### STALLS

Stainless Steel Stall . . . . .	9
---------------------------------	---

### BARRIER FREE

Barrier Free Combination Shower . . . . .	10
---	----

### ACCESSORIES & PARTS

Signs   Replacement Parts   Accessories . . . . .	11-13
---	-------

## Additional Encon® Products

### COMBINATION SHOWER AND EYE/FACEWASH

Galvanized Piping. . . . .	14
Stainless Steel Piping. . . . .	15
Corrosion Resistant Coating   PVC Piping . . . . .	16
Vertical & Horizontal Showers . . . . .	17

### FAIL-SAFE BLENDING

Saf-T-Flo® Fail-Safe Blending. . . . .	18
--	----

### SELF-CONTAINED

Aquarion®   Helios®   Gravity Fed . . . . .	19
13 Gallon Pressurized   37 Gallon Pressurized . . . . .	20

### PROTECTIVE WALL CASES

Fire Extinguisher   Equipment Storage   Escape Respirator   Utility Respirator . . . . .	21
--	----

### PERSONAL PROTECTION EQUIPMENT

Encon® 750™ AFR   Encon® 500™ . . . . .	22
Encon® 160™   Veratti® M50™ . . . . .	23

Every model includes a 7" x 11" / 17.7 cm x 27.9 cm sign as applicable. See pages 11-14 for part numbers.



Encon Safety Products meet the following standard:



Certified to ANSI Z358.1-2014



**Encon Safety Products line of Laboratory and Barrier Free safety equipment is built to the same high standards of quality and innovation that earned Encon® its reputation as “The most sought-after name in Industrial Safety”. Laboratory applications often require safety equipment that is designed for multiple uses and limited space. Encon® manufactures a wide range of multi-use laboratory equipment that meets or exceeds eyewash and drench hose ANSI Z358.1 requirements for hand-held and hands-free operations. In addition, all of our Barrier Free wall mounted eyewash and combination shower & eyewash equipment is wheelchair accessible.**

# COUNTER MOUNT

## Swing Away® & Pull-Down Eyewash

- ½" chrome-plated, swivel valve
- ½" NPT supply connection through countertop up to 2" thick
- BCP arm
- Acetal eyewash heads with hinged lid, self-adjusting regulator
- Right or left hand mounting

## Saf-T-Lok®

- ¾" chrome-plated stay-open valve
- ¾" BCP piping and fittings
- ¾" NPT supply connection
- Acetal eyewash heads with hinged covers or ABS facewash heads with float off covers, self-adjusting regulator

## Swing Away®

Model	Nozzles	Mounting	Activation	Arm Length
01040128 <i>shown</i>	2.4 gpm / 9.1 lpm Eyewash	Horizontal, side of sink	Swivel over sink	10.5" / 26.67 cm
01040127	2.4 gpm / 9.1 lpm Eyewash	Horizontal, side of sink	Swivel over sink	12.5" / 31.75 cm

## Saf-T-Lok®

Model	Nozzles	Mounting	Activation	Valve Type/ Position
01040123 <i>shown</i>	2.4 gpm / 9.1 lpm Eyewash	Right Hand, over sink	Push Plate	Vertical
01040121	2.4 gpm / 9.1 lpm Eyewash	Right Hand, over sink	Push Plate	Horizontal
01040122	2.4 gpm / 9.1 lpm Eyewash	Left Hand, over sink	Push Plate	Horizontal
01040124	2.4 gpm / 9.1 lpm Eyewash	Left Hand, over sink	Push Plate	Vertical
01045621	8 gpm / 30.3 lpm Facewash	Right Hand, over sink	Push Plate	Horizontal
01045622	8 gpm / 30.3 lpm Facewash	Left Hand, over sink	Push Plate	Horizontal
01045623	8 gpm / 30.3 lpm Facewash	Right Hand, over sink	Push Plate	Vertical
01045624	8 gpm / 30.3 lpm Facewash	Left Hand, over sink	Push Plate	Vertical

## Pull-Down Eyewash

Model	Nozzles	Mounting	Activation
01040130 <i>shown</i>	2.4 gpm / 9.1 lpm Eyewash	Vertical, behind sink	Pull down over sink
01040133	2.4 gpm / 9.1 lpm Eyewash	Vertical, side of sink	Pull down over sink

Model 01040128



Model 01040123



Model 01040130



Model 01090012



## Universal Features

- Acetal eyewash heads with hinged covers or ABS facewash heads with float off covers, self-adjusting regulator
- BCP wye, piping, and fittings

## Counter mount Eye or Eye/Facewash Hose Station

- 3/8" chrome-plated bronze, stay-open valve
- 3/8" NPT supply connection

## Eye/Facewash with Hose Station

- 1/2" chrome-plated bronze, stay-open valve
- 1/2" NPT supply connection

Model 01040114



## Counter Mount Eyewash Hose Station

Model	Nozzles	Mounting	Activation	Hose
01090012 <i>shown</i>	2.4 gpm / 9.1 lpm Eyewash	side of sink	Self-closing squeeze valve w/ lock-open handle	8' / 2.4 m synthetic rubber hose

## Counter Mount Eye/Facewash Hose Station

Model	Nozzles	Mounting	Activation	Hose
01040114 <i>shown</i>	2.4 gpm / 9.1 lpm Eyewash	Right Hand, over sink	Push Plate	6' / 1.8 m nylon coiled hose
01046414	8 gpm / 30.3 lpm Facewash	Right Hand, over sink	Push Plate	6' / 1.8 m nylon coiled hose

Model 01090102



## Eye/Facewash with Hose Station

Model	Nozzles	Mounting	Activation	Hose
01090102 <i>shown</i>	8 gpm / 30.3 lpm Facewash	Wall bracket	Push Plate	6' / 1.8 m nylon coiled hose
01090102EW	2.4 gpm / 9.1 lpm Eyewash	Wall bracket	Push Plate	6' / 1.8 m nylon coiled hose
01090103	2.4 gpm / 9.1 lpm Eyewash	Supply	Push Plate	6' / 1.8 m nylon coiled hose

# DRENCH HOSES

## Universal Features

- Brass fittings
- ABS single-stream facewash head and float off cover
- Vinyl-coated wall mount bracket on wall mount hoses

## Wall Mount

- ½" chrome-plated bronze, stay-open valve
- ½" NPT connection

## Hand Held Wall Mount and Counter Mount

- ¾" chrome-plated bronze, self-closing valve
- ¾" NPT supply connection

### Wall Mount

Model	Nozzles	Mounting	Activation	Hose
01090007 <i>shown</i>	Single Facewash	Wall bracket	Push Plate	6' / 1.8 m synthetic rubber hose

### Hand Held Wall Mount

Model	Nozzles	Mounting	Activation	Hose
01090008 <i>shown</i>	Single Facewash	Wall bracket	Self-closing valve with lock-open handle	6' / 1.8 m synthetic rubber hose

### Hand Held Counter Mount

Model	Nozzles	Mounting	Activation	Hose
01090009 <i>shown</i>	Single Facewash	Counter mount with flange	Self-closing valve with lock-open handle	6' / 1.8 m synthetic rubber hose

**Note:** Single stream drench hoses do not meet ANSI Z358.1 eyewash requirements and should be used in support of primary eyewash.

Model 01090007



Model 01090008



Model 01090009



Model 01040140



Closed



Opened

## Pull-Down Eyewash Arm

- ½" chrome-plated bronze, stay-open valve
- ½" BCP Piping
- ½" NPT supply connection
- Acetal eyewash heads with hinged covers, self-adjusting regulator
- Various mounting options:
- 304 stainless steel cabinet with access panel; optional ABS tray with actuator handle available
- On supply pipe with or without 304 stainless steel back plate

## Pull-Down Eyewash Wye

- BCP piping, wye, and valve
- Shut-off valve strainer
- ½" NPT supply connection, 1½" slip joint tailpiece
- 304 stainless steel cabinet with access panel ; optional ABS tray with actuator handle available
- Acetal recessed heads, self-adjusting regulator


### Pull-Down Eyewash Arm

Model	Nozzles	Mounting	Activation
01040140 <i>shown</i>	2.4 gpm / 9.1 lpm Eyewash	Recessed cabinet	90° pull-down arm
01040132	2.4 gpm / 9.1 lpm Eyewash	Pipe mount, no back plate	90° pull-down arm
01040139	2.4 gpm / 9.1 lpm Eyewash	Recessed cabinet with return tray & drain	90° pull-down arm
01040141	2.4 gpm / 9.1 lpm Eyewash	Backing plate flush to wall	90° pull-down arm

Model 01040112



Closed



Opened

### Pull-Down Eyewash Wye

Model	Nozzles	Mounting	Activation
01040112 <i>shown</i>	2.4 gpm / 9.1 lpm Eyewash	Recessed cabinet with return tray & drain	Tray with pull-down handle
01040106	2.4 gpm / 9.1 lpm Eyewash	Recessed cabinet	90° pull-down wye

# RECESSED

## Ceiling Shower/Wall Mount Eyewash

- Chrome-plated bronze stay-open valves (1" shower, ½" eyewash)
- ½" BCP eyewash piping
- 1¼" NPT supply connection, 1½" slip joint tailpiece
- 4" deep, wall-recessed 304 stainless steel cabinet
- 304 stainless steel shower head
- Acetal eyewash heads with hinged covers
- Self-adjusting regulators

## Ceiling Shower

- 1" chrome-plated bronze valve with 2-way actuator
- 1" schedule 80 hot dipped galvanized piping
- 1" NPT supply connection
- Separate on/off pull rings with 304 stainless steel safety chain
- 304 stainless steel shower head; self-adjusting regulator



Model 01112473

## Ceiling Shower/Wall Mount Eyewash

Model	Nozzles	Mounting	Activation
01112473 <i>shown</i>	30 gpm / 113.6 lpm Shower, 2.4 gpm / 9.1 lpm Eyewash	Flush mount shower, Recessed eyewash cabinet with return tray & drain	Pull-down handles
01112428	30 gpm / 113.6 lpm Shower, 2.4 gpm / 9.1 lpm Eyewash	Flush mount shower, Recessed eyewash cabinet	Pull-down handles
01112429	30 gpm / 113.6 lpm Shower, 2.4 gpm / 9.1 lpm Eyewash	Extended shower, Recessed eyewash cabinet	90° pull-down arm
01112470	30 gpm / 113.6 lpm Shower, 2.4 gpm / 9.1 lpm Eyewash	Flush mount shower, Recessed eyewash cabinet with ABS return tray drain	Pull-down handles

## Ceiling Shower


Model	Nozzles	Mounting	Activation	Valve
01052518 <i>shown</i>	20 gpm / 75.7 lpm Shower	Flush mount shower	On/Off pull rings	Horizontal
01052520	20 gpm / 75.7 lpm Shower	Flush mount shower	On/Off pull rings	Vertical



Model 01052518



Model 23340000



304 stainless steel shower head

304 stainless steel eyewash assembly with flip covers

## Stainless Steel Stall

- 304 stainless steel valves (1" shower, ½" eyewash)
- 304 schedule 40 stainless steel piping
- 1¼" NPT supply connection, 4" waste (no hub)

## Fiberglass Stall

- Chrome-plated bronze stay-open valves (1" shower, ½" eyewash)
- Schedule 80 hot dipped galvanized steel piping
- 1¼" NPT supply connection, 2" waste
- Internal stainless steel grab bars

## Stainless Steel Free-Standing Stall Shower & Eyewash

Model	Nozzles	Nozzle Material	Booth Material	Curtain
23340000 <i>shown</i>	30 gpm / 113.6 lpm Shower, 2.5 gpm / 9.5 lpm Eyewash	304 Stainless steel shower, eyewash and wye	304 Stainless steel	No curtain
23341000	30 gpm / 113.6 lpm Shower, 2.5 gpm / 9.5 lpm Eyewash	304 Stainless steel shower, eyewash and wye	304 Stainless steel	Yellow PVC with Nylon

# BARRIER FREE

## Universal Features

- Schedule 80 hot dipped galvanized steel piping with chrome-plated bronze stay-open valves (1" shower, ½" eyewash)
- Schedule 80 PVC piping with socket weld joints and corrosion-resistant coated bronze valves (1" shower, ½" eyewash)
- 1¼" NPT supply and waste connections (galvanized station), 1½" NPT supply and waste connections (PVC station)
- Self-adjusting regulators

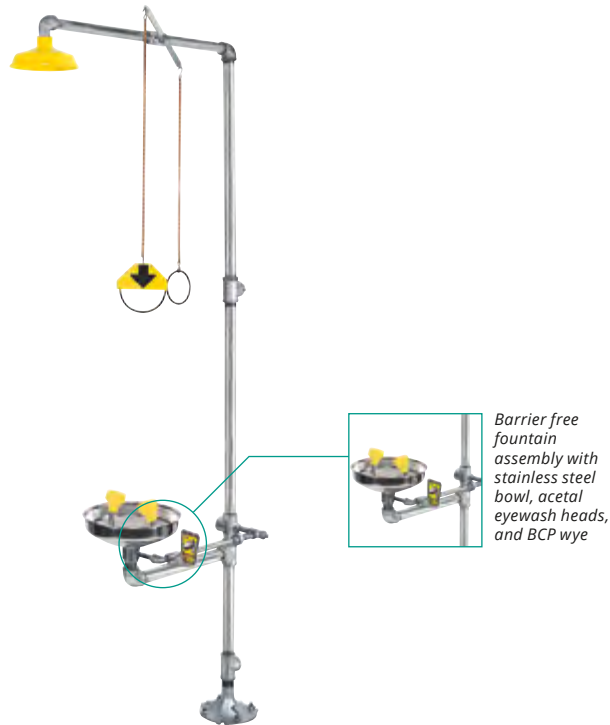
### Barrier Free Shower & Eyewash

Model	Nozzles	Nozzle Material	Piping Material	Bowl
01050272P20 <i>shown</i>	20 gpm / 75.7 lpm Shower, 2.4 gpm / 9.1 lpm Eyewash	ABS Shower Acetal Eyewash with BCP Wye	Galvanized steel	Stainless steel
01050274P20 <i>shown</i>	20 gpm / 75.7 lpm Shower, 3.2 gpm / 12.1 lpm Eyewash	ABS Shower, Eyewash and Wye	Galvanized steel	Yello-Bowl®
01050273P20	20 gpm / 75.7 lpm Shower, 8.0 gpm / 30.3 lpm Eyewash	ABS Shower Acetal Facewash with BCP Wye	Galvanized steel	Stainless steel
01050275P20	20 gpm / 75.7 lpm Shower, 8.0 gpm / 30.3 lpm Eyewash	ABS Shower, Facewash and Wye	Galvanized steel	Yello-Bowl®

### Barrier Free Shower & Eyewash

Model	Nozzles	Nozzle Material	Piping Material	Bowl
01060023	20 gpm / 75.7 lpm Shower, 8 gpm / 30.2 lpm Facewash	ABS Shower, Facewash and Wye	PVC	Yello-Bowl®
01060024	30 gpm / 113.6 lpm Shower, 8 gpm / 30.2 lpm Facewash	ABS Shower, Facewash and Wye	PVC	Yello-Bowl®

Model 01050272P20



Model 01050274P20





**Model 00113001**

AWARENESS® 100™ SIGN Yellow, Black  
Shower/Eyewash, Pipe Mount  
• 00113007 - Green  
• 00113004 - Orange



**Model 00113003**

AWARENESS® 100™ SIGN Orange, Black  
Shower/Shower, Pipe Mount  
• 00113000 - Yellow  
• 00113006 - Green



**Model 00113017**

AWARENESS® 100™ SIGN Green, White  
Eyewash/Eyewash, Wall Mount  
• 00113011 - Yellow  
• 00113014 - Orange



**Model 01112892**

Emergency Shower/Eyewash Sign,  
7" x 11" / 17.8 cm x 27.9 cm



**Model 01112893**

Emergency Eyewash Sign,  
7" x 11" / 17.8 cm x 27.9 cm



**Model 01112900**

Emergency Drench Hose Sign,  
7" x 11" / 17.8 cm x 27.9 cm



**Model 01112848**

Emergency Eyewash Sign,  
8" x 18" / 20.3 cm x 45.7 cm



**Model 01112847**

Emergency Shower/Eyewash Sign,  
8" x 18" / 20.3 cm x 45.7 cm



**Model 01052037**

Eyewash Head, Plastic ¼" / 0.6 cm  
NPT 1.4 gpm / 5.3 lpm Regulated with  
Hinged Lid  
• 01052045 - 1.2 gpm

# ACCESSORIES AND PARTS



**Model 01052041**  
Drench Hose Head only, 3/8" / 1 cm NPT



**Model 01052020**  
Facewash Cover with 10" / 25.4 cm  
SS Bead Chain



**Model 01052165**  
Facewash Assembly, ABS Heads with  
Covers & SS Bead Chain, Low Profile BCP  
Wye, 3/8" / 1 cm Inlet, 8 gpm / 30.3 lpm



**Model 01052263**  
Eyewash Assembly, SS Heads & Wye w/  
Hinged Covers, 1/2" / 1.3 cm Inlet,  
2.5 lpm / 9.5 lpm



**Model 01055007**  
Shower Head Assembly, SS,  
integral 30 gpm / 113.6 lpm regulator,  
1" / 2.5 cm connection



**Model 01054005**  
Shower Head Assembly, Yellow ABS,  
integral 20 gpm / 75.7 lpm regulator,  
1" / 2.5 cm connection



**Model 0105400**  
Shower Head Assembly, Yellow ABS,  
integral 30 gpm / 113.6 lpm regulator,  
1" / 2.5 cm connection



**Model 01052018**  
Push Plate, SS with Decal



**Model 01052101**  
Ball Valve Kit for Eyewash, 1/2" / 1.3 cm  
BCP, with Nut & Push Plate

# ACCESSORIES AND PARTS



**Model 01052001**  
Pull Rod, SS with Graphic & Pin Fastener,  
29" / 73.7 cm



**Model 01052086**  
Ball Valve Kit, 1" / 2.5 cm BCP with 29" /  
73.7 cm SS Pull Rod Actuator



**Model 00011046**  
Self-closing Squeeze Valve without  
Aerator



**Model 00014338**  
Hose, 3/8" x 6' / 1 cm x 182.9 cm Red  
Recoil



**Model 01090098**  
6' / 1.8 m Drench Hose with ABS Head &  
Self-Close Locking BCP Valve,  
1/2" / 1.3 cm Tee Connection



**Model 01090017**  
6' / 1.8 m Drench Hose with ABS Head,  
Push Plate CP Valve



**Model 01052187**  
Modesty Curtain Replacement Kit



**Model 01052149**  
Modesty Curtain Assembly



**Model STU1**  
Shower testing mobile cart with  
receptacle and chute

# COMBINATION SHOWER AND EYE/FACEWASH

## Universal Features

- 1" shower valve, ½" eyewash valve
- 1¼" NPT supply and waste connections
- Stainless steel valve stems and actuators
- Self-adjusting regulators
- Accessory options:
  - Bowl cover: Opened by push plate and manually closed
  - Drench hose: For partial body flushing. 6' synthetic rubber hose assembly, yellow ABS single stream head with float off cover, self-closing lock-open squeeze handle, mounting bracket
  - Foot treadle: Yellow ABS step-on treadle with stainless steel chain for eye/facewash activation

## Galvanized Piping

- Chrome-plated bronze stay-open ball valves with chrome plated ball
- Schedule 80 hot dipped galvanized steel piping

## Combination Shower & Eye/Facewash with Galvanized Piping

Model	Nozzles	Nozzle Material	Bowl	Accessories
01050251 <i>shown</i>	20 gpm / 75.7 lpm Shower 3.2 gpm / 12.1 lpm Eyewash	ABS Shower, Eyewash and Wye	Yello-Bowl®	None
01050281P20 <i>shown</i>	20 gpm / 75.7 lpm Shower 2.4 gpm / 9.1 lpm Eyewash	ABS Shower Acetal Eyewash with BCP Wye	Stainless steel bowl	Foot treadle
01050205P20	20 gpm / 75.7 lpm Shower 3.2 gpm / 12.1 lpm Eyewash	ABS Shower, Eyewash and Wye	No bowl	None
01050217P20	20 gpm / 75.7 lpm Shower 2.4 gpm / 9.1 lpm Eyewash	ABS Shower Acetal Eyewash with BCP Wye	Yello-Bowl®	None
01050217PS20PBC	20 gpm / 75.7 lpm Shower 2.4 gpm / 9.1 lpm Eyewash	ABS Shower Acetal Eyewash with Low profile BCP Wye	Yello-Bowl®	Plastic bowl cover
01050230P20	20 gpm / 75.7 lpm Shower 2.4 gpm / 9.1 lpm Eyewash	ABS Shower Acetal Eyewash with BCP Wye	Stainless steel bowl	None
01050230P20PBC	20 gpm / 75.7 lpm Shower 2.4 gpm / 9.1 lpm Eyewash	ABS Shower Acetal Eyewash with BCP Wye	Stainless steel bowl	Plastic bowl cover
01050260	20 gpm / 75.7 lpm Shower 8 gpm / 30.3 lpm Facewash	ABS Shower, Eyewash and Wye	Yello-Bowl®	None
01050288P20	20 gpm / 75.7 lpm Shower 8 gpm / 30.3 lpm Facewash	ABS Shower, Facewash and Wye	Yello-Bowl®	Drench hose
01050290P20	20 gpm / 75.7 lpm Shower 3.2 gpm / 12.1 lpm Eyewash	ABS Shower, Facewash and Wye	Yello-Bowl®	Foot treadle
01050471S20SBC	20 gpm / 75.7 lpm Shower 2.4 gpm / 9.1 lpm Eyewash	Stainless Steel Shower, Acetal Eyewash with Low profile BCP Wye	Stainless steel bowl	Stainless steel bowl cover

Model 01050251



Model 01050281P20



# COMBINATION SHOWER AND EYE/FACEWASH

Model 01050232P20



## Stainless Steel Piping

- Stainless steel stay-open ball valves
- Schedule 40 stainless steel piping and fittings
- Stainless steel floor flange

## Combination Shower Eyewash with Stainless Steel Piping

Model	Nozzles	Nozzle Material	Bowl	Accessories
01050232P20 <i>shown</i>	20 gpm / 75.7 lpm Shower 2.4 gpm / 9.1 lpm Eyewash	ABS Shower, Acetal Eyewash with BCP Wye	Stainless steel bowl	None
01050264S20 <i>shown</i>	20 gpm / 75.7 lpm Shower 2.5 gpm / 9.5 lpm Eyewash	Stainless Steel Shower, Eyewash and Wye	Stainless steel bowl	None
01050219P20	20 gpm / 75.7 lpm Shower 8 gpm / 30.3 lpm Facewash	ABS Shower, Eyewash and Wye	Yello-Bowl®	None
01050223P20	20 gpm / 75.7 lpm Shower 3.2 gpm / 12.1 lpm Eyewash	ABS Shower, Eyewash and Wye	Yello-Bowl®	None
01050236P20	20 gpm / 75.7 lpm Shower 8 gpm / 30.3 lpm Facewash	ABS Shower, ABS Facewash with BCP Wye	Stainless steel bowl	None
01050236P20SBC	20 gpm / 75.7 lpm Shower 8 gpm / 30.3 lpm Facewash	ABS Shower, ABS Facewash with Low profile BCP Wye	Stainless steel bowl	Stainless steel bowl cover
01050470S20	20 gpm / 75.7 lpm Shower 2.5 gpm / 9.5 lpm Eyewash	Stainless Steel Shower, Eyewash and Wye	Stainless steel bowl	Foot treadle

Model 01050264S20



Alternative Bowl cover option. Available for models with BCP Wye only.



Alternative Drench Hose option. Available for all models.

# COMBINATION SHOWER AND EYE/FACEWASH

## Corrosion-Resistant Coating

- Chrome-plated bronze stay-open ball valves with chrome plated ball
- Schedule 80 hot dipped galvanized steel piping
- High visibility yellow corrosion-resistant polyurethane coating

## PVC Piping

- Corrosion-resistant coated bronze stay-open ball valves with chrome plated ball
- Schedule 80 corrosion-resistant PVC piping with socket weld joints

Model 01050276



## Combination Shower & Eye/Facewash with Corrosion-Resistant Coating

Model	Nozzles	Nozzle Material	Bowl	Accessories
01050276 <i>shown</i>	20 gpm / 75.7 lpm Shower 3.2 gpm / 12.1 lpm Eyewash	ABS Shower, Eyewash and Wye	Yello-Bowl®	None
01050277	20 gpm / 75.7 lpm Shower 8 gpm / 30.3 lpm Facewash	ABS Shower, Eyewash and Wye	Yello-Bowl®	None
01050376	20 gpm / 75.7 lpm Shower 3.2 gpm / 12.1 lpm Eyewash	ABS Shower, Eyewash and Wye	Yello-Bowl®	Foot treadle

Model 01060022



## Combination Shower & Eye/Facewash with PVC Piping

Model	Nozzles	Nozzle Material	Bowl	Mounting
01060022 <i>shown</i>	20 gpm / 75.7 lpm Shower 3.2 gpm / 12.1 lpm Eyewash	ABS Shower, Eyewash and Wye	Yello-Bowl®	Free-standing
01060007P20	20 gpm / 75.7 lpm Shower 3.2 gpm / 12.1 lpm Eyewash	ABS Shower, Eyewash and Wye	Yello-Bowl®	Wall flange supports
01060009P20	20 gpm / 75.7 lpm Shower 3.2 gpm / 12.1 lpm Eyewash	ABS Shower Acetal Eyewash with BCP Wye	Yello-Bowl®	Wall flange supports



# COMBINATION SHOWER AND EYE/FACEWASH >

Model 01052524



## Vertical & Horizontal Shower

- Mounts directly onto overhead pipe
- Available with galvanized or stainless steel piping

### Vertical & Horizontal Shower

Model	Nozzles	Nozzle Material	Bowl	Mounting
01052522 <i>shown</i>	20 gpm / 75.7 lpm Shower	ABS Shower	Galvanized	1" Horizontal Pipe Mount
01052524 <i>shown</i>	20 gpm / 75.7 lpm Shower	ABS Shower	Galvanized	1" Vertical Pipe Mount
01053001P20 <i>shown</i>	20 gpm / 75.7 lpm Shower	ABS Shower	Galvanized	1¼" Horizontal Pipe Mount
01052530P20	20 gpm / 75.7 lpm Shower	ABS Shower	Stainless Steel	1" Horizontal Pipe Mount
01052531P20	20 gpm / 75.7 lpm Shower	ABS Shower	Stainless Steel	1" Vertical Pipe Mount
01052555S20	20 gpm / 75.7 lpm Shower	Stainless Steel Shower	Stainless Steel	1" Horizontal Pipe Mount
01053004P20	20 gpm / 75.7 lpm Shower	ABS Shower	Stainless Steel	1¼" Horizontal Pipe Mount

Model 01052522



Model 01053001P20



# FAIL-SAFE BLENDING

## Saf-T-Flo® Fail-Safe Blending

- 30 and 60 gpm / 113.6 and 227.1 lpm models
- Target 85°F / 29.4°C outlet water
- Redundant solenoid valves for tempering control
- Fail-safe to cold-water bypass
- Temperature gauge included
- 120 or 240 VAC compatible models
- Bracket or corrosion-resistant case for wall mounting
- Heated wall case option available


## PIPING CHOICES

- Galvanized with brass valves
- Polyurethane coated galvanized pipe and brass valves
- Copper with brass valves
- Stainless steel with stainless steel valves (available for 30 gpm / 113.6 lpm units only)

### Saf-T-Flo® Fail-Safe Blending Systems

Model	Flow Rate	Mounting	Voltage	Piping Material
STF30WB120G <i>shown</i>	30 gpm	Wall bracket	120 VAC	Galvanized steel
STF30WP120C <i>shown</i>	30 gpm	Plastic wall case	120 VAC	Copper
STF30WB120C	30 gpm	Wall bracket	120 VAC	Copper
STF30WP120S304	30 gpm	Plastic wall case	120 VAC	304 Stainless steel
STF30WP240G	30 gpm	Plastic wall case	240 VAC	Galvanized steel
STF60WB120C	60 gpm	Wall bracket	120 VAC	Copper
STF60WB120G	60 gpm	Wall bracket	120 VAC	Galvanized steel

Model  
STF30WB120G



Model  
STF30WP120C





Model  
AQ100

## Aquarion®

- Highly visible yellow ABS removable cover with tinted translucent ABS side windows
- Black ABS base slides onto back plate
- Gray retracting tray
- Enclosed eyewash nozzles
- Preserved saline solution in individual bags

## Helios®

- Highly visible yellow polyethylene tank
- Internal rotating actuation valve integral to eyewash tray
- Black pull-down tray
- Eyewash heads inset directly into tray

## Gravity Fed

- Highly visible yellow polyethylene tank
- Two carry handles
- Black pull-down tray
- Eyewash heads inset directly into tray



Model  
HE100

## AQUARION®

Model	Nozzles	Vessel / Flow control	Graphics	Accessories
AQ100 <i>shown</i>	0.4 gpm / 1.5 lpm Eyewash	Sealed flexible cartridges, Self-evacuating	English	None
AQ100S	0.4 gpm / 1.5 lpm Eyewash	Sealed flexible cartridges, Self-evacuating	Spanish	None
AQ100H130	0.4 gpm / 1.5 lpm Eyewash	Sealed flexible cartridges, Self-evacuating	English	Insulated jacket and internal heater
Model	Type			
AQ120	Sterile prefilled cartridges			
AQ110	Preserved prefilled cartridges			
AQ111	User fillable cartridges with water additive			

## HELIOS®

Model	Nozzles	Vessel / Flow control	Graphics
HE100 <i>shown</i>	0.4 gpm / 1.5 lpm Eyewash	Refillable tank, Internal rotating valve	English
HE100S	0.4 gpm / 1.5 lpm Eyewash	Refillable tank, Internal rotating valve	Spanish
HE100F	0.4 gpm / 1.5 lpm Eyewash	Refillable tank, Internal rotating valve	French

Model  
01104050



## GRAVITY FED

Model	Nozzles	Vessel / Flow control	Graphics	Accessories
01104050 <i>shown</i>	0.4 gpm / 1.5 lpm Eyewash	Refillable tank, Internal pinch tubes	English	None
01104050S	0.4 gpm / 1.5 lpm Eyewash	Refillable tank, Internal pinch tubes	Spanish	None
01104050C	0.4 gpm / 1.5 lpm Eyewash	Refillable tank, Internal pinch tubes	French	None
01104070	0.4 gpm / 1.5 lpm Eyewash	Refillable tank, Internal pinch tubes	English	Insulated jacket and immersion heater
01104055	0.4 gpm / 1.5 lpm Eyewash	Refillable tank, Internal pinch tubes	English	Transport cart and receptacle
Model	Type			
01110764	Hydrosep® water additive, 4 pack. <i>This item is for Gravity Fed &amp; Helios®.</i>			

# SELF-CONTAINED

## Universal Features

- 304 stainless steel ASME rated, CRN registered vessel
- ½" BCP piping with stay-open valve
- Stainless steel valve stem and actuator
- Self-adjusting regulator
- Brass relief valve opens at 115 PSI
- Custom face pressure gauge
- Drench hose option with self-closing, lock-open handle

Model 01104002  
Shown with  
transport cart,  
Model 01103008



### 13 Gallon Pressurized Portable

Model	Nozzles	Nozzle Mounting	Accessories
01104002 <i>shown</i>	0.4 gpm / 1.5 lpm Eyewash	Fixed Eyewash	Handheld 8' / 2.4 m drench hose
01103002	0.4 gpm / 1.5 lpm Eyewash	Socket mount eyewash with 8' hose	Handheld 8' / 2.4 m drench hose
01103004	0.4 gpm / 1.5 lpm Eyewash	Socket mount eyewash with 8' / 2.4m hose	Insulation and heater, 120 VAC
01103006	0.4 gpm / 1.5 lpm Eyewash	Socket mount eyewash with 8' / 2.4m hose	Insulation and heater, 120 VAC, C1D2 Gr. BCD
Model	Type		
01103008	Yellow Transport Cart		

Model 01106001

### 37 Gallon Pressurized Portable

Model	Nozzles	Nozzle Mounting	Accessories
01106001 <i>shown</i>	0.4 gpm / 1.5 lpm Eyewash	Fixed Eyewash	Drench hose, Dolly Cart
01106002	0.4 gpm / 1.5 lpm Eyewash	Fixed Eyewash	Drench hose
01106004	0.4 gpm / 1.5 lpm Eyewash	Fixed Eyewash	Drench hose, Heat Reflective Jacket
Model	Type		
01110764	Hydrosep® water additive, 4 pack. <i>This item is for 13 Gal and 37 Gal Pressurized Portables.</i>		



# PROTECTIVE WALL CASES >

Model  
01337002



## Universal Features

- Chemical and corrosion resistant materials of construction
- Rugged oversized hinges
- Bulb rubber door gasket
- Quarter turn handle and internal dual latch
- Highly visible graphics

## Fire Extinguisher, Escape Respirator, and Utility Respiratory Cases

- ABS plastic thermoformed construction
- Rugged oversized low friction hinges
- Stay clear acrylic window(s)
- UV inhibitors for long lasting color

## Equipment Storage Cases

- ABS structural foam molded construction
- Optional polycarbonate window

### Fire Extinguisher Wall Cases

Model	Size	Color	Graphics	Accessories
01337002 <i>shown</i>	Full	Red door, red case	Fire extinguisher	Windows in door
01337003	Full	Red door, red case	Fire extinguisher	Solid door
01338003	Mini	Red door, red case	Fire blanket	Window in door

Model  
WC11Y10B



### Equipment Storage Wall Cases

Model	Shelving	Equipment Retainer	Color	Graphics	Accessories
WC11Y10B <i>shown</i>	Molded Top Shelf	Strap	Yellow	Self Contained Breathing Apparatus	Window - Air Gauge Viewer
WC00Y40B	None	None	Yellow	Escape Respirator	Window - Air Gauge Viewer
WC11Y60B	Molded Top Shelf	Strap	Yellow	Protective Clothing	Window - Air Gauge Viewer
WC12Y10B	Molded Top Shelf	Bracket	Yellow	Self Contained Breathing Apparatus	Window - Air Gauge Viewer
WC22Y10B	Top Shelf	Bracket	Yellow	Self Contained Breathing Apparatus	Window - Air Gauge Viewer

Model  
01339001



### Escape Respirator Cases

Model	Shelving	Equipment Retainer	Color	Graphics	Accessories
01339001 <i>shown</i>	Two Unit	Strap	Yellow door, black case	Escape Respirator	Windows in door
01339101	One Unit	Strap	Yellow door, black case	Escape Respirator	Window in door

### Utility Respirator Cases


Model	Size	Color	Graphics	Accessories
01336001	Full	Yellow door, yellow case	Escape Respirator	Windows in door
01336002	Full	Yellow door, yellow case	Escape Respirator	Solid door
01336007	Full	Yellow door, yellow case	Air Purified	Windows in door
01338001	Mini	Yellow door, black case	Escape Respirator	Window in door
01338002	Mini	Yellow door, black case	None	Window in door
01338007	Mini	Yellow door, black case	Air Purified	Window in door

# PERSONAL PROTECTION EQUIPMENT

## Encon® 750 AFR™ Goggles

### Advanced Fog Resistance

- Moisture won't bead up on this high-performance premium hydrophilic coating
- Oversized wide-view design fits over most prescription glasses
- Positive-seal chemical splash protection
- Indirect side ventilation
- Flame-resistant wide elastic headband
- 3-layer comfort-cushion at the base of the frame flexibly fits differing cheek and nose structures



3-layer comfort-cushion provides comfort and fit flexibility.



Product #	Model	Frame	Lens	Coating	QD2®	Strap
27504004	750AFR	clear	clear	AFR™	no	blk elastic
27504014	750AFR	gray	clear	AFR™	no	blk elastic
27504074	750AFR	blue	clear	AFR™	no	blk elastic
27504014N	750AFR	gray	clear	AFR™	no	neoprene



## Encon® 500™ Goggles

### Side-Vented Chemical Splash Protection

- Positive-seal chemical splash protection
- Indirect side ventilation channels allow air flow, but prevent liquids from penetrating
- QuickDraw® headband strap retainer for easy fit adjustments that are fast, efficient, and secure
- Exceptional, distortion-free optic quality



Side ventilation channel and QuickDraw headband strap retainer.



Product #	Model	Frame	Lens	Coating	QD2®	Strap
05057202	501Q	gray	clear	Uncoated	yes	blk neoprene
05057204	501R	gray	clear	Uncoated	no	blk neoprene
05058104	507R	gray	clear	ENFOG®	no	blk neoprene
05058201	503Q	gray	clear	ENFOG®	yes	blk neoprene
05058202	503RC	gray	clear	ENFOG®	no	blk neoprene
05058204	503R	gray	clear	ENFOG®	no	blk neoprene
05058209	503E	gray	clear	ENFOG®	no	blk elastic
05058214	503QC	gray	clear	ENFOG®	yes	blk neoprene
05056000		repl lens	clear	ENFOG®	-	-
05067000	Standard Brim goggle retainer ring					
05067030	Full Brim goggle retainer ring					



## Encon® 160™ Goggles

### Superior Chemical Splash Protection

- Positive-seal chemical splash protection
- QuickDraw® headband strap retainer for easy fit adjustments that are fast, efficient, and secure
- Exceptional optic quality with 160-degree field of vision



QuickDraw headband strap retainer.

Product #	Model	Frame	Lens	Coating	QD2®	Strap
05067004	2-70	clear	clear	Uncoated	yes	blk neoprene
05067204	2-62	gray	clear	Uncoated	no	blk neoprene
05068004	2-66	clear	clear	ENFOG®	yes	blk neoprene
05068009	2-67	clear	clear	ENFOG®	no	blk elastic
05068204	2-59	gray	clear	ENFOG®	no	blk neoprene
05068209	2-60	gray	clear	ENFOG®	no	blk elastic
05068202	2-58	gray	clear	ENFOG®	no	white neoprene
05068104	2-51	green	clear	ENFOG®	no	blk neoprene
05068224	5-59	gray	gray	ENFOG®	no	blk neoprene
05066000	repl lens		clear	ENFOG®	-	-



## Veratti® M50™ Mini Goggles

### Compact and Ultra Lightweight

- Wrap-around style provides excellent panoramic vision and maximum protection
- Rotating straps pivot for a face-hugging security seal
- Total comfort all day long



Well-ventilated positive seal.



Rotating strap connection.

Product #	Frame	Lens	Coating	Vent	Strap
09602001	gray	clear	ENFOG®	indirect	neoprene
09602004	gray	clear	ENFOG®	indirect	elastic
09602005	gray	clear	ENFOG®	no vent	neoprene
09602002	gray	gray	ENFOG®	indirect	neoprene
09602003	gray	indoor-outdoor	ENFOG®	indirect	neoprene
09602000	prescription insert				





**Encon**<sup>®</sup>  
SAFETY PRODUCTS

6825 West Sam Houston Pkwy. North, Houston, TX 77041

Toll Free: 1(800) 283-6266

customerservice@enconsafety.com | www.enconsafety.com

LAB-02-28-2022

